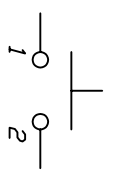
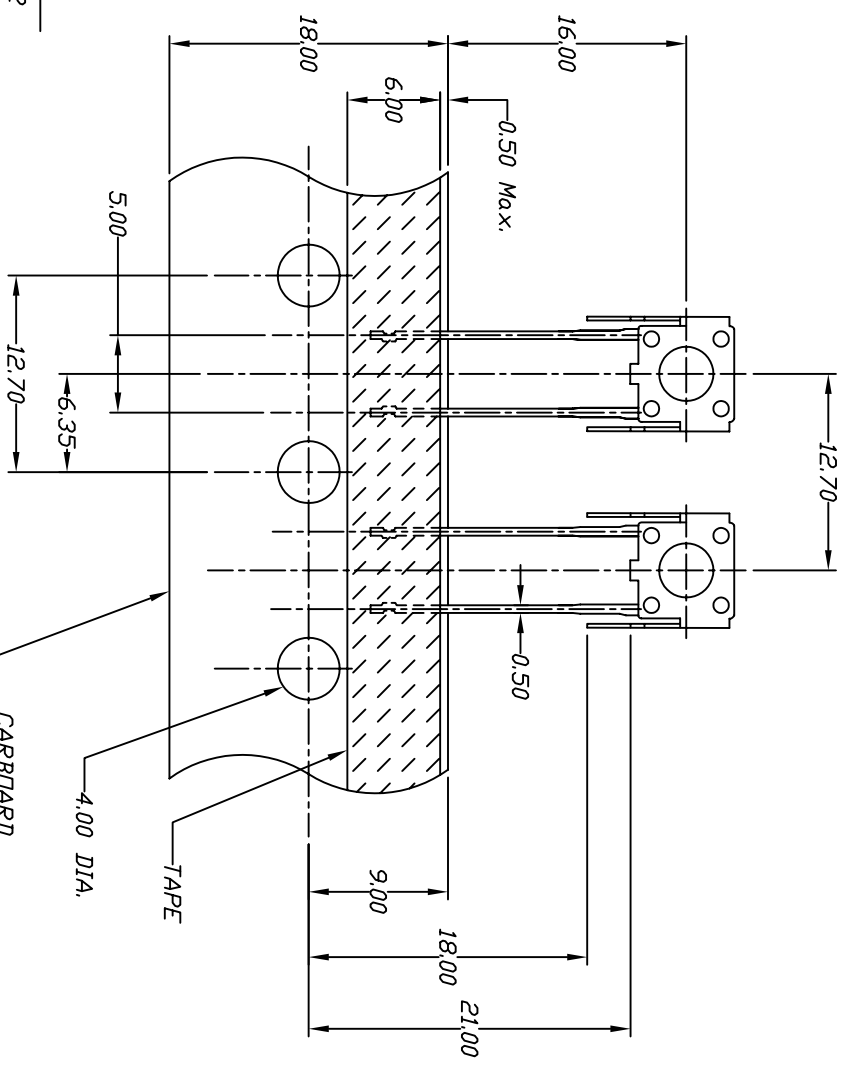
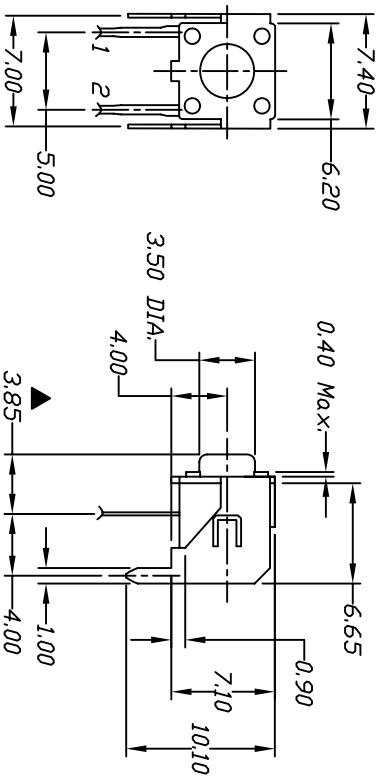


RECOMMEND P.C.B. LAYOUT



CIRCUIT: SPST

CONTACT CONFIGURATION

- NOTES:
1. ALL DIMENSIONS IN MM
 2. GENERAL TOLERANCE: X.XX=±0.4
X.XX=±0.25
 3. TERM. NOS. FOR REF. ONLY
 4. CONTACT RATING: 50mA, @12VDC
 5. OPERATING FORCE: 160±50gf
 6. TRAVEL: 0.25 +0.2/-0.1mm
 7. CONTACT RESISTANCE: 100 milliohms Max.
 9. CONTACT MATERIAL: SILVER
 10. DESIGNATE MAJOR FEATURE.
 11. 2002/95/EC (ROHS) COMPLIANT
 12. BODY & STEM: UL94V0 (VALOX)

A		16903	RELEASED FOR PRODUCTION	1/22/07	TN	TITLE		TL58 VF160QUL 94 V0
REV.	ECN No.	DESCRIPTION		DATE	CHKD	SCALE	DATE	DR
		THE INFORMATION CONTAINED IN THIS DOCUMENT IS PROPRIETARY TO E-SWITCH AND IS NOT TO BE COPIED OR TRANSFERRED				2:1	1/22/2007	TN
								DWG
								P010631
								REV
								A

